

Dell™ PowerVault™

TL2000/TL4000

Tape Library

Getting Started Guide

Caution: Before beginning any of the procedures in this section, follow the safety instructions that shipped with the system.

Attention : Avant d'exécuter les procédures de la présente section, suivez les instructions de sécurité fournies avec le système.

Precaución: antes de iniciar los procedimientos definidos en esta sección, siga las instrucciones de seguridad enviadas junto con el sistema.

Cuidado: Antes de iniciar qualquer procedimento desta seção, siga as instruções de segurança enviadas com o sistema.

Achtung: Beachten Sie die mit dem System gelieferten Sicherheitshinweise, bevor Sie mit den in diesem Abschnitt beschriebenen Prozeduren beginnen.

Προσοχή: Πριν εκτελέσετε οποιαδήποτε από τις διαδικασίες που περιγράφονται στην ενότητα αυτή, ακολουθήστε τις οδηγίες ασφάλειας που παρέχονται με το σύστημα.

UWAGA: Przed rozpoczęciem jakichkolwiek działań opisanych w niniejszym paragrafie, należy zapoznać się z załączonymi instrukcjami dotyczącymi bezpieczeństwa.

注意:

このセクションの手順を開始する前に、システムに同梱されている安全に関する説明書に従ってください。








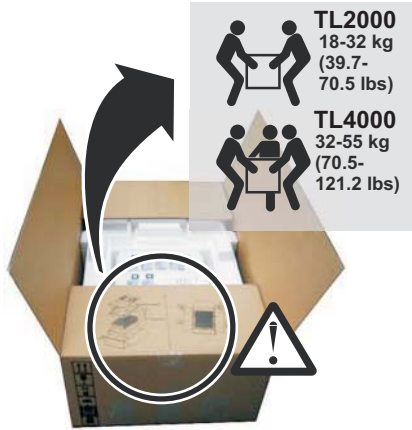
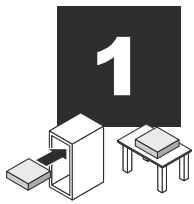
주의: 이 안내서의 설치 절차를 시작하기 전에, 시스템과 함께 제공되는 안전 주의사항을 읽으십시오.





注意事項：在開始這個部分的任何步驟之前，遵守隨系統附送的安全指令。

注意：开始执行本小节中的任何步骤之前，请阅读系统随附的安全指示信息。

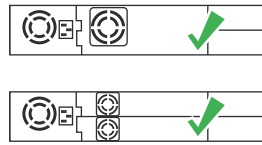
Dell™ Power Vault™ TL2000/TL4000 Tape Library

Getting Started Guide

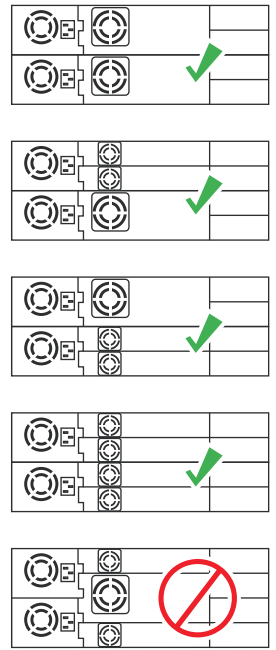




TL2000



TL4000



SAS



FC



SCSI



Information in this document is subject to change without notice.

© 2010 Dell Inc. All rights reserved.

Reproduction of these materials in any manner whatsoever without the written permission of Dell Inc. is strictly forbidden. Dell, the DELL logo, and PowerVault are trademarks of Dell Inc. Dell Inc. disclaims any proprietary interest in the marks and names of others.